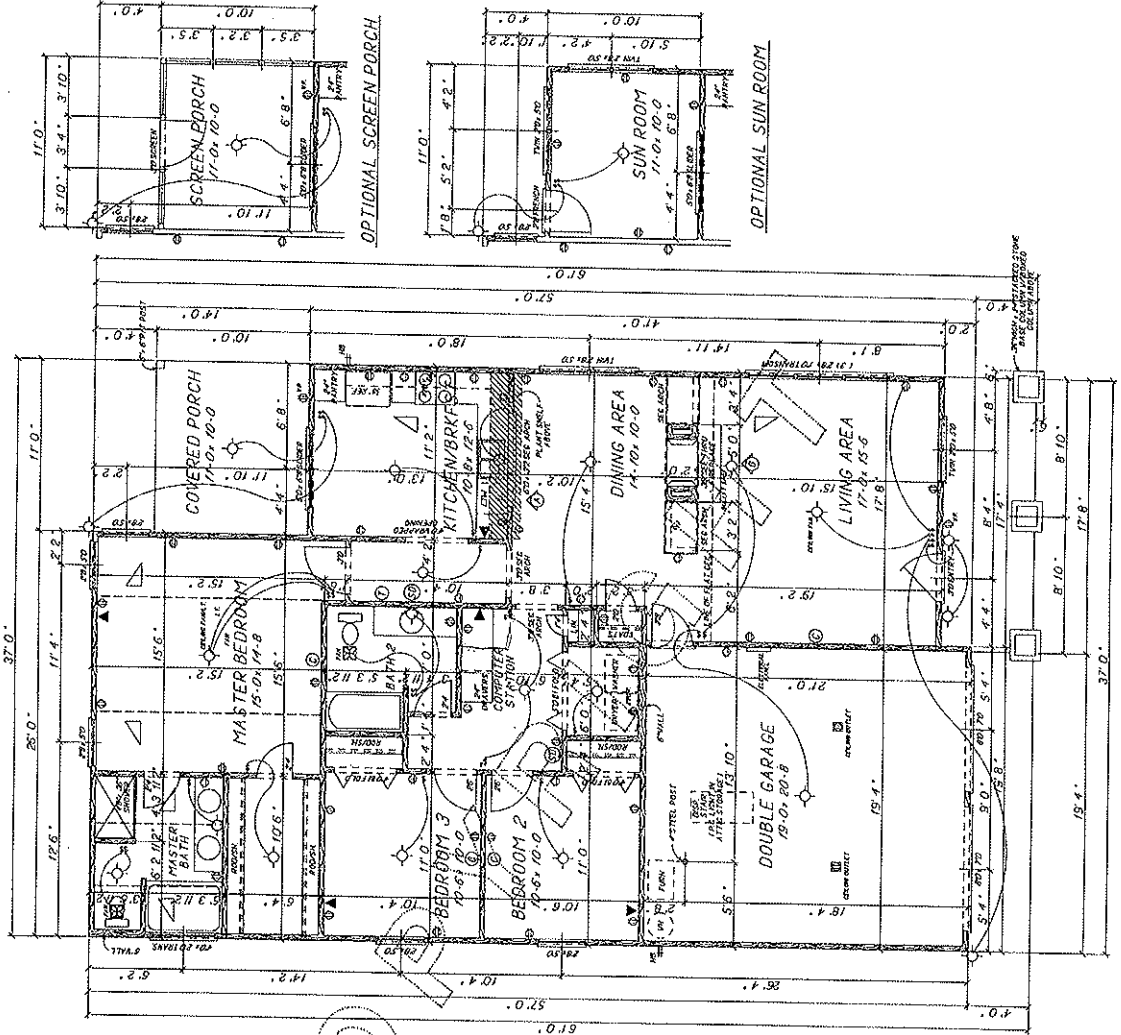
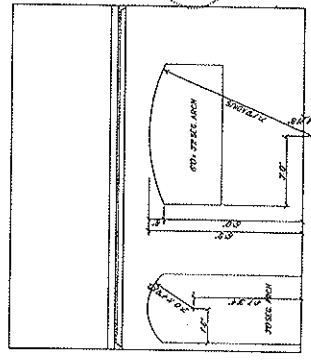


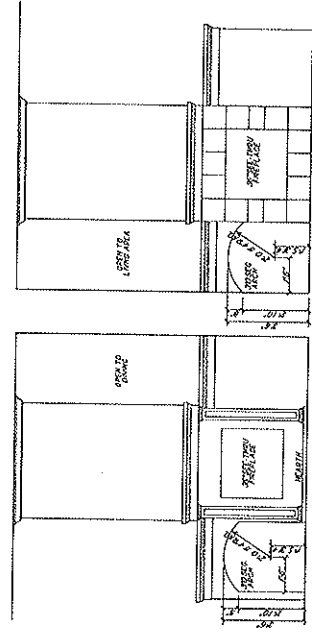
© JANNIS VANNI & ASSOCIATES
 ALL RIGHTS RESERVED. THIS DRAWING IS THE PROPERTY OF JANNIS VANNI & ASSOCIATES. IT IS TO BE USED ONLY FOR THE PROJECT AND SITE SPECIFICALLY IDENTIFIED HEREON. ANY REUSE OR MODIFICATION OF THIS DRAWING WITHOUT THE WRITTEN CONSENT OF JANNIS VANNI & ASSOCIATES IS STRICTLY PROHIBITED. COPYRIGHT 2014



MAIN FLOOR PLAN NO. ROSEMARY 1514-C
 SCALE 1/4" = 1'-0"



SEG. ARCH AT DINING DETAIL "A"
 SCALE 3/8" = 1'-0"



SEG. ARCH/FIREPLACE AT LIVING DETAIL "B"
 SCALE 3/8" = 1'-0"

FROM THESE RESPONSIBILITIES FOR THE USE OF THESE PLANS ARE NOT TO BE
 SOLD TO ANY OTHER PARTY, OR GIVEN TO ANYONE EXCEPT FOR THE USE IN THE CONSTRUCTION OF A
 HOME FOR JEFF WASTON.